

Laura's Sewing & Quilt Shop

Email: laurassewing@bellsouth.net
Website: sewwithlaura.com

3966 Northlake Blvd
Palm Beach Gardens, Florida 33403
561 799-5228

1707 NW St Lucie West Blvd #102
Port St Lucie, Florida 34986
772 344-5229

Monday - Friday 10:00 - 5:00 Saturday 10:00 - 4:00



Watch the website for current/updated classes: www.sewwithlaura.com

Sign up for classes today!!

Laura's has a wonderful group of talented teachers who love to share their expertise with you! But we need your help. When you see a class you are interested in taking, **email the teacher** and she will register you and send you the supply list and any other information needed to have a fun and successful class.

To help prevent cancellation for insufficient enrollment, students are encouraged to register early.
Payment is by cash or check payable to the teacher.

Creative Classes

Free Motion Quilting with a Project

Teacher: Barbara Kahn email: kahn@comcast.net

Date: Tuesday, January 15, 29 & February 12

10:30 - 2:30

Cost: \$45 + supplies

Are you afraid to do your own driving when stitching your quilt sandwich down the lane? **GIVE IT A TRY! SEE HOW EASY IT IS** to add this to your trunk of quilting expertise! Free motion quilting does take practice, but is well worth the doing! We will do several exercises to get you started. Then Practice at home!

Beginning Quilting

Teacher: Barbara Kahn email: kahn@bellsouth.net

Date: Thursday, January 10, 24, 31 & February 7

10:30 - 3:00

Cost: \$45 + supplies

Have you always wanted to learn or tried to make a quilt? Learn the techniques, tips and tricks to begin a successful journey into the world of beautiful fabrics and quilt making. Learn the basics from choosing fabrics to cutting, sewing, making a quilt sandwich, quilting, binding and labeling. It's a satisfying journey into the art of quilt making!!!



Beginning Paper Piecing with Carl Stevens

Teacher: Carl Stevens 561 281-4510 TXT email: carl.stevens2288@gmail.com

Date: Tuesday, January 8


10:30 - 2:30

Cost: \$25 includes fabric & pattern

Skill: Beginner

Class size limited to max of 6

Have you ever wanted to learn the art of "Paper Piecing" to make quilts that are full of sharp points and stars, plus flying geese and circles that are the favorites at quilt shows? Award winning paper piecing quilter, Carl Stevens, will teach students how to overcome the challenges of paper piecing. This 4-hour class is designed for the



beginner to learn the basics of paper piecing. The pattern for this class is a “New York Beauty”. The sample pattern and material is supplied. Just bring your sewing machine and a few basic supplies.

About Carl: Carl Stevens began quilting five years ago. He jumped right into paper piecing and hasn't looked back since! Carl's quilts have won awards in quilt shows in Ft. Lauderdale and West Palm Beach, Florida, Elkin, Sparta, Asheville, and West Jefferson, North Carolina, and Floyd and Wytheville, Virginia.

Seasonal Table Runner

Teacher: Carl Stevens 561 281-4510 TXT email: carl.stevens2288@gmail.com

Date: Tuesday, January 16 & Wednesday, February 20

10:30 – 2:30

Cost: \$35 + pattern + supplies


Skill Level: This class is not for total beginners to paper piecing. You must have had some experience with paper piecing or taken the beginners class taught by Carl.

You just learned how to paper piece and want to try out your new skill? Or learned to paper pieced a few years ago but never got around to making anything with it? This class is just right for you! You will be helped to make something you can be proud of with paper piecing.

The 1st class will be in two parts. In the morning you will be helped to pick out the fabric and get organized the Judy Niemeyer way. After lunch there will be an explanation of how to cut the pattern out correctly and then get started the piecing. Those that need a help with paper piecing flying geese, etc. will receive help in getting started.

The 2nd class is 10 days later so that you will have time to do your homework.

Now you will be ready to be shown how to put the sections together, how to make perfect centers when putting the sections together, and how to do an inside miter corner on the binding.



Square in a Square Lecture/Demonstration

Teacher: Aida Rodriguez, Certified Square in a Square Instructor, email: aidaquilts@gmail.com

Date: Saturday, January 19

1:30-2:30

Cost: \$10




Come and learn about the Square in a Square® technique developed by Jodi Borrows. The Square in a Square Ruler is used to make triangle units called options without cutting or sewing triangles, really! There will be demonstrations of how to use the ruler, sample triangle options and sample quilts. You will also learn about pattern adapting to complete quilt patterns that you already have using the square in a square ruler. There will be an opportunity to sign up for upcoming Square in a Square classes. Participants will receive one free pattern and a \$10 discount coupon for a future Square in a Square class.

Come and learn what Square in a Square can do for your quilting life. If you are familiar with the Square in a Square and have the ruler, come to get re-acquainted.

Here are just a few triangle units that you can make with the Square in a Square ruler without cutting or sewing triangles:

Square in a Square:
Option 1



Flying Geese:
Option 3




Half-square
Triangle: Option 4



Option 12 Pineapple Block



Option 11



Sweet Pea Tote Bag

Teacher: Kathy Newbern email: knewbern1@gmail.com

Date: Friday, January 25 & February 22

10:30 – 3:00

Cost: \$25 each class + \$20 Kit for bag and lining

This beautiful Sewing Tote Bag is an in the hoop machine embroidery design. There are 8 different panels included in the design that you can mix and match them however you desire.





Serendipity Hip Bag

Teacher: Susan Scott email: sewcreative51@gmail.com

Date: Wednesday, January 30

10:30 – 4:00

Cost: \$25 + \$30 kit including hardware + sewing supplies

This Serendipity Hip bag is adorable. It is a convenient 8 x 10 x 1 3/4 inch size. This bag is completed in this class. So you can take it home.

Owner Intro Classes for Laura's Machine

Owner Classes: Make appointment with Shop staff. No charge for anyone who has purchased a machine from *Laura's Sewing & Quilt Shop*.

Embroidery Workshop 4th Tuesday of each month

Teacher: Linda Cutting 561 523-9419 TXT email: msnermal@bellsouth.net

Date: Tuesday, January 22

10:30 – 2:30

Cost: \$20 + supplies + Workshop design

Join us for the Anita Goodesign Embroidery Workshops. Each month you will participate in a hands-on embroidery project selected by the teacher.

Monthly Clubs & Classes

Beginning Sewing for Kids and Adults Monday of each week

Teacher: Camille Perrin 561 386-1313 email: fridaybird@aol.com

Date: Monday, January 7, 14, 21, 28

Kids: 4:00 – 6:00

Adults: 6:15 – 8:15

Cost: 6 classes @ \$20 each class

Basic sewing for the beginner or the terrified- this is a fun skill building class: we will start with the basics to develop confidence and spark your creative side! Each week a project using a particular skill or technique will be presented and each subsequent class we will build on what has already been learned. Students must bring their own machine or make arrangements to borrow one from the shop. The whole idea is to have fun and learn solid skills at the same time!

Scan N Cut Project 1st Tuesday of each month

Teacher: Niki Patterson email: niki781@msn.com

Date: ~~Tuesday, January 1~~ **No Class this month**

Start with the Basics! Learn different functions of how to use the scan n cut.

Thimbleberries Crazy Quilt: Block of the Month – 1st Saturday of each month

Teacher: Chris Dean email: betsy1100@bellsouth.net

Date: Saturday, January 5

10:00 – 1:00

Cost: \$20 + \$20 kit each month + book

The fabric kits are specifically designed to make each block so all the fabric choices are already made and you just have to come, cut, sew and enjoy.

Applique Party: Little Quilts Table Runners 1st Saturday of each month

Teacher: Pat Cunningham email: sewingtchr@aol.com

Date: Saturday, January 5

1:30 – 3:30

Cost: \$20 + supplies

New Project Series! Each month the student will need to purchase the pattern from the Wooden Bear www.thewoodenbear.com

Retail cost is \$8.95. Contact the teacher for a pattern discount code.

In class we will be making the 12" x 36" table runner. These are sew cute!!!



Serger Make & Take 2nd Friday of each month

Teacher: Puddin Race 772 370-2193 email: puddinrace@gmail.com

Date: Friday, January 11

10:30 – 2:30

Cost: \$25 each class

Learn lots of serger techniques. Class size is limited so call or email Puddin and reserve a spot.

\$10 Block of the Month 2nd Saturday of each month

Teacher: Annette Reddy email: reddy2teach@bellsouth.net

Date: Saturday, January 12 2nd Saturday (07/2018 – 06/2019)

10:30 – 11:30 OR 1:30 – 2:30

Pay \$10 for your first block, complete your block and your next block will be free; if you don't complete your block, you will pay \$10 for your next block.

Each month you will get your block kit which will include the pattern, instructions and fabric needed. Then there will be a presentation giving you instructions, hints and tips to complete your block at home. Each month a new technique using great simple projects that will not add to your UFO stack.

Serger Club 3rd Saturday of each month

Teacher: Puddin Race 772 370-2193 email: puddinrace@gmail.com

Annette Reddy email: reddy2teach@bellsouth.net

Date: Saturday, January 19

10:30 – 12:30

Cost: N/C

Quilting on your domestic machine with Westalee Ruler - Beginner 4th Sunday of each month

Teacher: Shirley Horton 786 566-3576 TXT email: shrlhorton@gmail.com

Date: Saturday, January 26 4th Saturdays, January 26 - June 22

10:30 – 1:00

Cost: \$25 + supplies



Are you struggling to quilt your own quilts or getting tired of quilting the same old thing on all of your quilts? This class is for you. We will learn how to quilt on a domestic machine with the Westalee rulers. Longarm quilters have been using rulers to quilt with for many years and now you can quilt with rulers too on your domestic machine. We will do a small wall hanging with 9 blocks and also learn to put these blocks together with a quilt as you go easy method. You are going to love it. This is a beginner class, or for those that need a refresher. You will be required to bring your machine in on the first class. Then, we will be working on designs with paper and you will go home and stitch the designs. This has proven to be a very effective way to learn the rulers and you will not have to lug those big machines into class.

Quilting on your domestic machine with Westalee Ruler - Advanced 4th Sunday of each month

Teacher: Shirley Horton 786 566-3576 TXT email: shrlhorton@gmail.com

Date: 4th Saturdays, January 26 - June 22

1:30 – 4:00

Cost: \$25 + supplies

This class is for anyone that has taken the beginner class and those that maybe have been playing with the rulers and need to be a little more challenged. We are going to start with a feather table runner and then move onto other templates on which the class decides. We also will be bringing in quilt tops and blocks that you want to discuss on how you are going to quilt them using the Westalee rulers and maybe free motion quilting. They go hand and hand.



Community Outreach

Florida Sewing Sew-ciety *1st Monday of each month*

Group Contact: Francine Kind *email: fmkind@gmail.com*

Date: Monday, January 7

1:00 – 3:00

The Florida Sewing Sew-ciety is a sewing group organized for Florida sewing enthusiasts and their snowbird friends. We will focus on sewing, education, charitable activities - and fun. Come join us.

Case for Smiles Charity Sew *3rd Friday of each month*

Group Contact: Marilyn Degler *email: marilynpbs@aol.com*

Date: Friday, January 18

10:30 – 3:30

Join Case for Smiles Charity Sew at Laura's Sewing and sew up some smiles for the sick children at our local hospitals. Bring your machine or serger and come for the day or whatever your schedule will allow. There will be some kits precut ready to sew but we also need donations of kid themed all cotton fabric. No worries if you don't want to sew - we can put you to work pinning or ironing.

North Palm Beach American Sewing Guild *3rd Monday of each month*

Date: Monday, January 21

1:00 – 3:00

The American Sewing Guild (ASG) is an organization for people who believe sewing is a creative and rewarding activity, people who find sharing the benefits and joys of sewing almost as much fun as sewing itself. The Guild is a network of sewing friends from all levels of sewing experience. Come join us for a fun and rewarding time.

American Sewing Guild Charity Sit and Sew *4th Wednesday of each month*

Date: Wednesday, January 23

10:30 - 3:30

Join us to work on your charity projects or help with our current projects. We supply a limited number of kits. Our current projects include pillowcases for Case for Smiles and placemats for Meals on Wheels. Bring your machine and a desire to help someone who needs a "hug". We take a break for lunch.

Florida Sewing Sew-ciety Charity/Open Sew *4th Monday of each month*

Group Contact: Francine Kind *email: fmkind@gmail.com*

Date: Monday, January 28

10:30 – 1:00

Come and sew something for those less fortunate or bring something of your own to sew. Lunch – Bring your own or join us at Giovanni's.