

Laura's Sewing & Quilt Shop

Email: laurassewing@bellsouth.net

Website: sewwithlaura.com

3966 Northlake Blvd
Palm Beach Gardens, Florida 33403
561 799-5228

1707 NW St Lucie West Blvd #102
Port St Lucie, Florida 34986
772 344-5229

Monday - Friday 10:00 - 5:00 Saturday 10:00 - 4:00



Watch the website for current/updated classes: www.sewwithlaura.com

WOW and HOW!! On Screen Designer

Teacher: Dave Jordan

Monday, January 15 10:30 – 12:00

Dave is sew excited to show you some of the wonderful features of our fantastic embroidery machines. Bring machine, embroidery unit and scanning board. Space is limited. CALL AND SIGN -UP!!!

Learn from the Technician

Machine Maintenance

Robby Gilbert

Wednesday, January 31

1:00 – 3:00

Learn the simple basic maintenance the you can do to enhance the performance and prolong the life of your machine.

Sign up for classes today!!

Laura's has a wonderful group of talented teachers who love to share their expertise with you! But we need your help. When you see a class you are interested in taking, **email the teacher** and she will register you and send you the supply list and any other information needed to have a fun and successful class.

To help prevent cancellation for insufficient enrollment, students are encouraged to register early.
Payment is by cash or check payable to the teacher.

Creative Classes

Have you Hugged.... Your Serger/Sewing Machine

ScanNCut Vinyl Project


Teacher: Jeannie Miller email: miller_j5@comcast.net

Date: Friday, January 5

1:00 – 4:00

Cost: \$10 + T-Shirt + Supplies

Let's adorn at t-shirt! Bring your ScanNCut. You will cut vinyl, press it on and VaLa!! You will have a fun t-shirt that will be the talk of your sewing group.



Beginning Paper Piecing with Carl Stevens

Teacher: Carl Stevens 561 281-4510 TXT email: carl.stevens2288@gmail.com

Date: Wednesday, January 10 OR Friday, January 26


10:30 – 2:30

Cost: \$25 includes fabric + supplies

Skill: Beginner

Class size limited to max of 6

Have you ever wanted to learn the art of “Paper Piecing” to make quilts that are full of sharp points and stars, plus flying geese and circles that are the favorites at quilt shows? Award winning paper piecing quilter, Carl Stevens, will teach students how to overcome the challenges of paper piecing. This 4-hour class is designed for the **beginner** to learn the basics of paper piecing. The pattern for this class is a “New York Beauty”. The sample pattern and material is supplied. Just bring your sewing machine and a few basic supplies.



About Carl: Carl Stevens began quilting five years ago. He jumped right into paper piecing and hasn't looked back since! Carl's quilts have won awards in quilt shows in Ft. Lauderdale and West Palm Beach, Florida, Elkin, Sparta, Asheville, and West Jefferson, North Carolina, and Floyd and Wytheville, Virginia.



Beginning Quilting 101

Teacher: Barbara Kahn email: kahnb@bellsouth.net

Date: Thursday, January 11, 18, 25 & February 1

10:00 – 3:00

Cost: \$45 + supplies

Have you always wanted to learn or tried to make a quilt? Learn the techniques, tips and tricks to begin a successful journey into the world of beautiful fabrics and quilt making. Learn the basics from choosing fabrics to cutting, sewing, making a quilt sandwich, quilting, binding and labeling. It's a satisfying journey into the art of quilt making!!!

Simon's Modern Ambience

Teacher: Jeannie Miller, JH Accredited Tutor email: miller_j5@comcast.net

Date: Tuesday, January 16

10:30 – 3:00

Cost: \$15 each class + supplies + designs

Hoop Size: Measurements for 350mm x 360mm and 200mm x 200mm hoops

Finished size of quilt: 91 1/2 square to fit a queen size bed

Measurements for 130mm x 180mm hoop finished size quilt: 72x72 in

Simon surely is the master of creativity when it comes to not only designing quilts, but designing them in such a way that anyone, no matter what level of skill, can create a perfect quilt. Simon has the ability to invent simple user-friendly ways to achieve even the trickiest of techniques with ease and confidence. Even a novice can execute techniques with stress free speed, accuracy and ease. With this in mind every section of *Modern Ambience* has been performed in an embroidery hoop:



Embroidery – using Jenny's glorious Rayon Threads

Built-in accurate, fool proof, easy Foundation Piecing

Built-in-stipple-quilting – over all fabric colors, backed with Quilt Magic and backing fabric using Invisa Sheer thread

Built-in-Stitch cutting to finished size lines, for easy, accurate cutting & piecing.

All sections of the quilt are executed in the hoop (blocks, sashing cornerstones, borders)

Easy Accurate Piecing, with flat seams, using the *Jenny Join*.

Best of all, once you have pieced the quilt all you have to do is bind it and your quilt is complete – no waiting or cost for outside quilting or laboriously quilting it yourself. Once you have pieced and bound *Modern Ambience* – you have finished your quilt and can then use it immediately.

In the first class we will be making a pillow out of the first block, after this class you can decide if you want to make the entire quilt which is 25 blocks

Harvey's Garden 3rd Wednesday of each month

Teacher: Jeannie Miller, JH Accredited Tutor email: miller_j5@comcast.net

Date: January 17, February 21, March 21, April 18, May 16, June 20

Cost: \$15.00 **each** class + Designs set (\$99.00) + CE Magazine issue # 27 (\$10.36)

Quilt Size is 49 1/2 inch square before optional prairie points were added

Hoop Size: 6 X 10 inches [160 X 260 mm]

Harvey's Garden is a collection of the cutest children's appliqué embroidery designs. These are based on drawings Jenny used to do for Simon, Sam and Jay (Jenny's children) when they were small to occupy their time, by coloring in the pictures. Simon asked Jenny for this collection after the birth of his son. This children's collection is really special and will delight children and adults alike; just wait until you see the designs stitched out, they are sooooo cute! Jenny has written a story to go with the designs so you too can share her children's story with little ones you love.

Techniques: Embroidery Machine Appliqué, Multiple Placement of designs on the blocks and general quilt piecing

Products needed: *Harvey's Garden* design CD by Jenny Haskins, Quilt Magic, Sheer Magic or Sheer Magic Plus, Template Magic, and Hoop Magic



Make a Tuffet


Teacher: Annette Reddy 561 275-8748 TXT email: reddy2teach@bellsouth.net

Date: Saturday: January 27

10:00 – 4:00

Cost: \$110 includes kit + supplies

Great way to add a splash of color to any room. This is an easy sew project using 24 – 3 inch strips of fabric 22” long. All supplies are readily available at Laura’s and Home Depot or Lowe’s. *To save time in class, Annette has done much of the prep work for you. In class she will go over what she has done so that you will be able to make another one if you want.* This is going to be sooo much fun.



Sewing Classes

Sew Easy, Sew Fun! Kids and Tweens

Teacher: Karen Mack 772 473-5315 email: Karensaull@bellsouth.net

Date: Monday, January 8, 15, 22 & 29

Thursday, January 4, 11, 18 & 25

4:00 – 6:00

Cost: \$100 for 4 classes + supplies

Age: 8 -14

Sewing can be sew much fun. Come and learn the basics so you can begin on your path of creativity. Learn how to choose your fabrics, read a pattern, and cut out a project. Then sew it together and even add trims and embellishments.

Sew Easy, Sew Fun! Basics 101 & Beyond

Teacher: Karen Mack 772 473-5315 email: Karensaull@bellsouth.net

Date: Monday, January 1, 8, 15, 22 & 29

Thursday, January 4, 11, 18 & 25

6:00 – 8:00

Cost: \$100 for 4 classes + supplies

If you always wanted to learn to sew, but don't know where to start? Come to beginner sewing. Whether you're looking to learn the basics or have a particular project that you are working on, I will provide you with the guidance you need to get your project accomplished quickly and easily, all while keeping you on stitches and meeting

Free Classes for Laura's Machine Owners

Owner Classes: Make appointment with Shop staff for a private class
No charge for anyone who has purchased a machine from *Laura's Sewing & Quilt Shop*.

Linda's Embroidery Workshop 4th Tuesday of each month

Project: Valentine Mug Rug & Paper Clip Topper

Teacher: Linda Cutting email: msnermal@bellsouth.net

Date: Tuesday, January 23

10:30 – 1:00 OR 1:30 – 4:00

Cost: \$15 + supplies + Workshop design

Join us for the Embroidery Workshops. Each month you will participate in a hands-on embroidery project selected by the teacher.



Monthly Clubs & Classes

Applique Party: Art To Heart – Imagine Blocks

1st Saturday of each month

Teacher: Pat Cunningham email: sewingtchr@aol.com

Date: Saturday, January 6

1:00 – 3:00

Cost: \$20 + supplies

New Project Series! Blocks can be used for the little stands, wall hangings, pillows, or all twelve in a quilt. Please e-mail the teacher to register and for the placemat supply list each month.



\$10 Block of the Month 2nd Saturday of each month

Teacher: Annette Reddy 561 275-8748 TXT email: reddy2teach@bellsouth.net

Date: Saturday, January 13

10:30 – 11:30 OR 1:30 – 2:30

Pay \$10 for your first block, complete your block and your next block will be free; if you don't complete your block, you will pay \$10 for your next block.

Each month you will get your block kit which will include the pattern, instructions and fabric needed. Then there will be a presentation giving you instructions, hints and tips to complete your block at home. Each month a new technique using great simple projects that will not add to your UFO stack.

Serger Make & Take 2nd Friday of each month

Teacher: Puddin Race 772 370-2193 email: puddinrace@gmail.com

Date: Friday, January 12

10:30 – 2:30

Cost: \$20 each class

Learn lots of serger techniques. This week there will be serger workshop techniques. Class size is limited so call or email Puddin and reserve a spot in the class.

Sewing with Annette 2nd Tuesday of each month

60° Table runner

Teacher: Annette Reddy 561 275-8748 TXT email: reddy2teach@bellsouth.net

Date: Tuesday, January 9

5:00 – 8:00

Cost: \$10 + ruler + supplies

Learn the trick of using the 60° ruler and a border print to create a quick and stunning table runner. Once you make one of these table runners using stripe fabrics and a 60° ruler, you will be looking for stripe fabrics every time you come to Laura's shop!

Scrappy Hour Group -- 3rd Tuesday of each month

Group Contact: Annette Reddy 561 275-8748 email: reddy2teach@bellsouth.net

Date: Tuesday, January 16

6:30 – 8:30 Store will close at 5:00 and reopen at 6:15

This is an informal eclectic group of ladies and men which gather together to share, inspire, and discover all forms of Quilting, Sewing, and Design. Each month we will come together for show and tell, do a project and discuss tips and techniques. No refreshments are served during this meeting. All levels and abilities of participants are welcome.

Thimleberries Crazy Quilt: Block of the Month – 3rd Saturday of each month

Teacher: Chris Dean email: betsy1100@bellsouth.net

Date: Saturday, January 20

1:00 – 4:00

Cost: \$20 + \$20 kit each month + book

The fabric kits are specifically designed to make each block so all the fabric choices are already made and you just have to come, cut, sew and enjoy.

UFO Unfinished Objects Night – 4th Tuesday of each month

Date: Tuesday, January 23 *No sign-up necessary*

5:00 – 8:00

Cost: N/C

Do you have an Unfinished Object just waiting to be finished? Join this informal group for fun and motivation. If you need help with a problem, maybe someone else there can help or you just need to make the time, bring it and let's get it done!

Community Outreach

Florida Sewing Sew-ciety 1st Monday of each month

Date: Tuesday, January 2 *Date change this month*

1:00 – 3:00

The Florida Sewing Sew-ciety is a sewing group organized for Florida sewing enthusiasts and their snowbird friends. We will focus on sewing, education, charitable activities - and fun. Come join us.

American Sewing Guild: Embroidery 1st Friday of each month

Date: Friday, January 5

10:30 – 12:30

Join us to learn the full potential of that wonderful embroidery machine you bought. Members will present programs to teach and inspire you.

North Palm Beach American Sewing Guild 3rd Monday of each month

Date: Monday, January 15

1:00 – 3:00

The American Sewing Guild (ASG) is an organization for people who believe sewing is a creative and rewarding activity, people who find sharing the benefits and joys of sewing almost as much fun as sewing itself. The Guild is a network of sewing friends from all levels of sewing experience. Come join us for a fun and rewarding time.

Case for Smiles Charity Sew 3rd Friday of each month

Date: Friday, January 19

10:30 – 3:30

Join Case for Smiles Charity Sew at Laura's Sewing and sew up some smiles for the sick children at our local hospitals. Bring your machine or serger and come for the day or whatever your schedule will

allow. There will be some kits precut ready to sew but we also need donations of kid themed all cotton fabric. No worries if you don't want to sew - we can put you to work pinning or ironing.

Florida Sewing Society Charity/Open Sew *4th Monday of each month*

Date: Monday, January 22

10:30 – 1:00

Come and sew something for those less fortunate or bring something of your own to sew. Lunch – Bring your own or join us at Giovanni's

American Sewing Guild Charity Sit and Sew *4th Wednesday of each month*

Date: Wednesday, January 24

10:30 - 3:30

Join us to work on your charity projects or help with our current projects. We supply a limited number of kits. Our current projects include pillowcases for Case for Smiles, placemats for Meals on Wheels and fixator covers for the Paley Institute. Bring your machine and a desire to help someone who needs a "hug". We take a break for lunch.